

IES Report

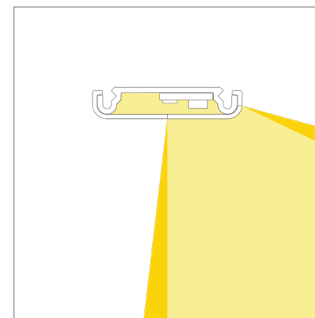
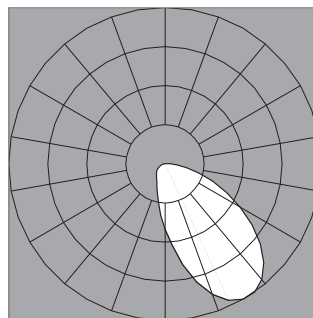
ZipTwo® | 707 | 85° Asymmetric | 80 CRI | LO

707-Z2-4-48-XX-XX-X-0-Z-LO-35-A1-X-WH-0

	2700K	3000K	3500K	4000K
Efficacy - Lumens per Watt	64	66	67	67
Total Lumens, 4' rail length (1219mm)	942	972	992	992
Lumens per foot (305mm)	236	243	248	248
Input Power (W), 4' rail length (1219mm)	14.9	14.9	14.9	14.9
Watts per foot (305mm)	3.8	3.8	3.8	3.8
CRI	82	82	82	82

Due to the large number of options in Vode's product offering, most Vode IES reports are factored reports prepared from source reports. Source reports are the IES test reports prepared for Vode by an NVLAP accredited photometric test laboratory. Factored reports are based on data from the Vode source reports.

If the data above is in black, it is directly from a Vode source report. If it is in grey, it is factored from Vode source reports. Reference details on Vode source reports can be found on the [IES File Finder](#) page on [vode.com](#).



IES Report

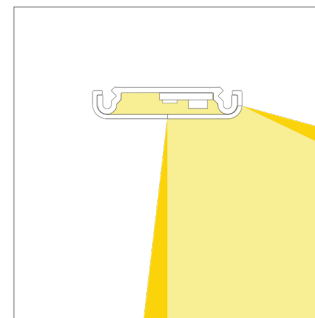
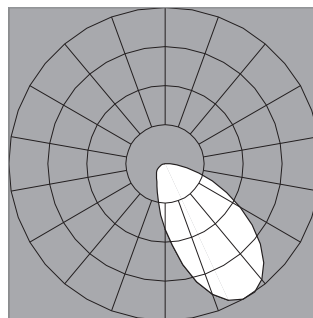
ZipTwo® | 707 | 85° Asymmetric | 80 CRI | SO

707-Z2-4-48-XX-XX-X-0-Z-SO-35-A1-X-WH-0

	2700K	3000K	3500K	4000K
Efficacy - Lumens per Watt	73	75	76	76
Total Lumens, 4' rail length (1219mm)	1884	1944	1984	1984
Lumens per foot (305mm)	471	486	496	496
Input Power (W), 4' rail length (1219mm)	26.1	26.1	26.1	26.1
Watts per foot (305mm)	6.6	6.6	6.6	6.6
CRI	82	82	82	82

Due to the large number of options in Vode's product offering, most Vode IES reports are factored reports prepared from source reports. Source reports are the IES test reports prepared for Vode by an NVLAP accredited photometric test laboratory. Factored reports are based on data from the Vode source reports.

If the data above is in black, it is directly from a Vode source report. If it is in grey, it is factored from Vode source reports. Reference details on Vode source reports can be found on the [IES File Finder](#) page on [vode.com](#).



IES Report

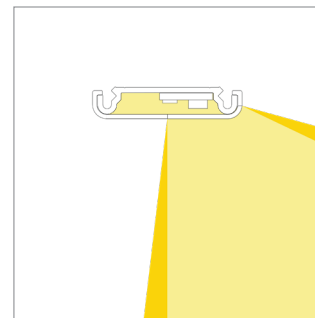
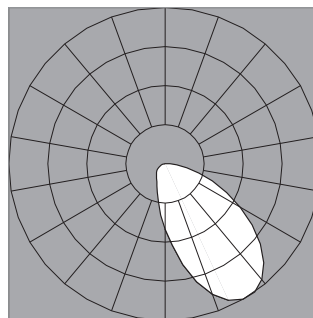
ZipTwo® | 707 | 85° Asymmetric | 80 CRI | HO

707-Z2-4-48-XX-XX-X-0-Z-HO-35-A1-X-WH-0

	2700K	3000K	3500K	4000K
Efficacy - Lumens per Watt	72	74	76	76
Total Lumens, 4' rail length (1219mm)	2827	2916	2975	2975
Lumens per foot (305mm)	707	729	744	744
Input Power (W), 4' rail length (1219mm)	39.6	39.6	39.6	39.6
Watts per foot (305mm)	9.9	9.9	9.9	9.9
CRI	82	82	82	82

Due to the large number of options in Vode's product offering, most Vode IES reports are factored reports prepared from source reports. Source reports are the IES test reports prepared for Vode by an NVLAP accredited photometric test laboratory. Factored reports are based on data from the Vode source reports.

If the data above is in black, it is directly from a Vode source report. If it is in grey, it is factored from Vode source reports. Reference details on Vode source reports can be found on the [IES File Finder](#) page on [vode.com](#).



IES Report

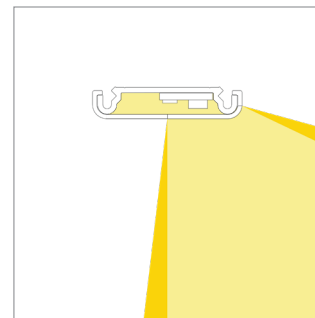
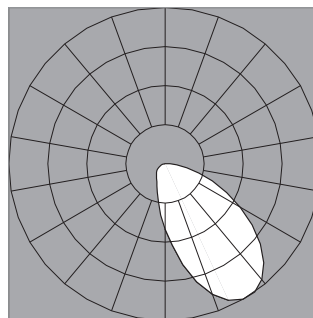
ZipTwo® | 707 | 85° Asymmetric | 90 CRI | LO

707-Z2-4-48-XX-XX-X-0-Z-LO-359-A1-X-WH-0

	2700K	3000K	3500K	4000K
Efficacy - Lumens per Watt	55	57	58	58
Total Lumens, 4' rail length (1219mm)	812	838	855	864
Lumens per foot (305mm)	203	209	214	216
Input Power (W), 4' rail length (1219mm)	14.9	14.9	14.9	14.9
Watts per foot (305mm)	3.8	3.8	3.8	3.8
CRI	94	94	94	94

Due to the large number of options in Vode's product offering, most Vode IES reports are factored reports prepared from source reports. Source reports are the IES test reports prepared for Vode by an NVLAP accredited photometric test laboratory. Factored reports are based on data from the Vode source reports.

If the data above is in black, it is directly from a Vode source report. If it is in grey, it is factored from Vode source reports. Reference details on Vode source reports can be found on the [IES File Finder](#) page on [vode.com](#).



IES Report

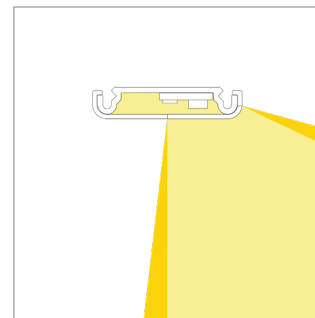
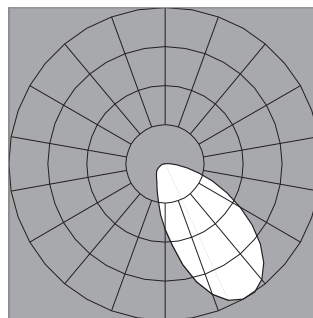
ZipTwo® | 707 | 85° Asymmetric | 90 CRI | SO

707-Z2-4-48-XX-XX-X-0-Z-SO-359-A1-X-WH-0

	2700K	3000K	3500K	4000K
Efficacy - Lumens per Watt	63	65	66	67
Total Lumens, 4' rail length (1219mm)	1624	1676	1710	1727
Lumens per foot (305mm)	406	419	427	432
Input Power (W), 4' rail length (1219mm)	26.0	26.0	26.0	26.0
Watts per foot (305mm)	6.5	6.5	6.5	6.5
CRI	94	94	94	94

Due to the large number of options in Vode's product offering, most Vode IES reports are factored reports prepared from source reports. Source reports are the IES test reports prepared for Vode by an NVLAP accredited photometric test laboratory. Factored reports are based on data from the Vode source reports.

If the data above is in black, it is directly from a Vode source report. If it is in grey, it is factored from Vode source reports. Reference details on Vode source reports can be found on the [IES File Finder](#) page on [vode.com](#).



IES Report

ZipTwo® | 707 | 85° Asymmetric | 90 CRI | HO

707-Z2-4-48-XX-XX-X-0-Z-HO-359-A1-X-WH-0

	2700K	3000K	3500K	4000K
Efficacy - Lumens per Watt	62	62	65	66
Total Lumens, 4' rail length (1219mm)	2437	2437	2565	2591
Lumens per foot (305mm)	609	609	641	648
Input Power (W), 4' rail length (1219mm)	39.6	39.6	39.6	39.6
Watts per foot (305mm)	9.9	9.9	9.9	9.9
CRI	94	94	94	95

Due to the large number of options in Vode's product offering, most Vode IES reports are factored reports prepared from source reports. Source reports are the IES test reports prepared for Vode by an NVLAP accredited photometric test laboratory. Factored reports are based on data from the Vode source reports.

If the data above is in black, it is directly from a Vode source report. If it is in grey, it is factored from Vode source reports. Reference details on Vode source reports can be found on the [IES File Finder](#) page on [vode.com](#).